

# Independent Evaluation of the Relevance and Effectiveness of the Green Climate Fund's Investments in the Small Island Developing States

Data as of July 31st 2020

## Overview of GCF portfolio in SIDS

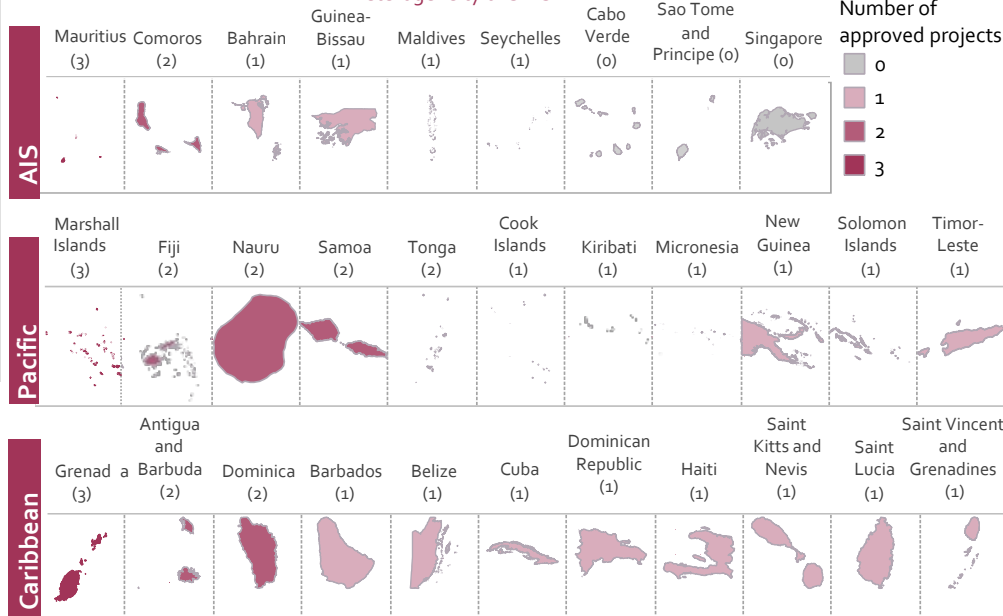
**SIDS in GCF portfolio:** Of 143 GCF projects, 29 (20%) include at least one SIDS. Of these 29 projects, 25 have only SIDS and 4 include both SIDS and non-SIDS. GCF-eligible SIDS: There are 40 GCF-eligible SIDS; 30 SIDS (75%) have a GCF project; of these 10 SIDS only have multi-country projects.

**GCF investments:** Of total of USD 6.2 billion, **USD 818 million** is approved to SIDS projects; USD 818 million (13%) include SIDS portion in multi-country projects.

**Co-financing:** Of USD 14.9 billion generated as co-financing, USD 1.2 billion (8%) is committed to SIDS.

**Disbursement:** Of total, 31% of GCF investments in SIDS have been disbursed.

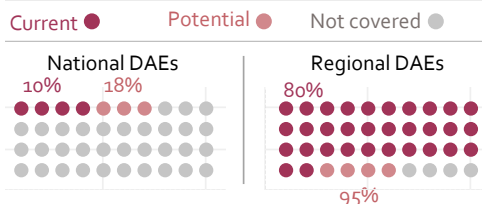
## Heterogeneity of SIDS



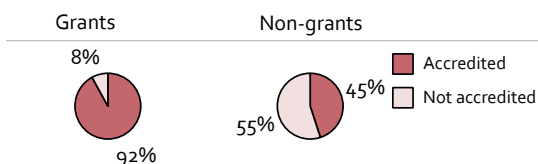
## Matrix: countries particularly vulnerable to climate change

SIDS	African States	LDCs	Number of SIDS (total: 40)
●	●	●	28
●	●	●	3
●	●	●	3
●	●	●	6

## Accreditation SIDS with access to direct access entities (DAEs)




## Financial instruments accredited to DAEs with access to SIDS



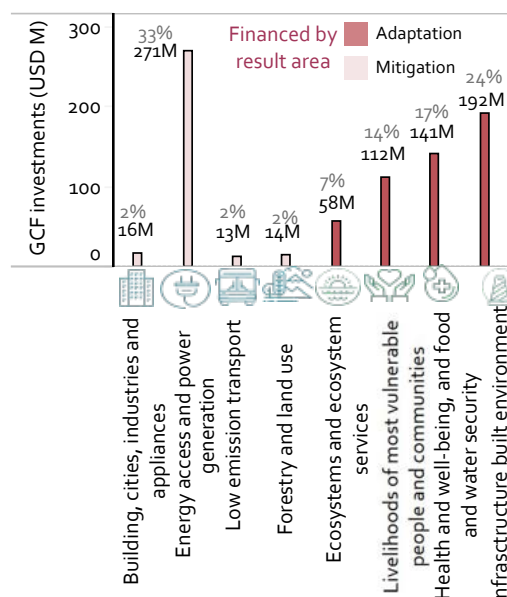
Note: Non-grant financial instruments include equity, loans and guarantees.

## Project pipeline

Pipeline Approved Lapsed/withdrawn



Note: The size of SIDS in the maps is not proportional.



## Simplified approval process (SAP)

Approved projects

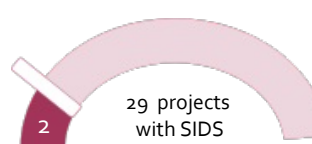
10% of 29

Projects in the pipeline

26% of 76

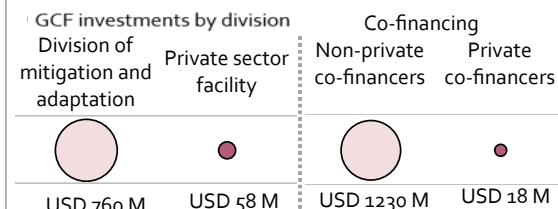
## Request for proposals (RFP)

7% RFP projects



1 Enhancing direct access  
1 Mobilising funds at scale

## Private sector



## Annual performance report (APR)

